

HOW DO I TRANSFER CLUBS

Members can transfer to a new club in Swim Central, following the steps below. The way the transfer process works is to purchase the NEW membership product, transfer from the OLD membership product and an automatic refund (of components which are common to both membership products) will happen in the background. To be entitled for a refund both memberships must be from the same season.

Any funds that are reimbursed should be received within 10 days of the transfer being initiated. Please note your membership will not be available for transfer if

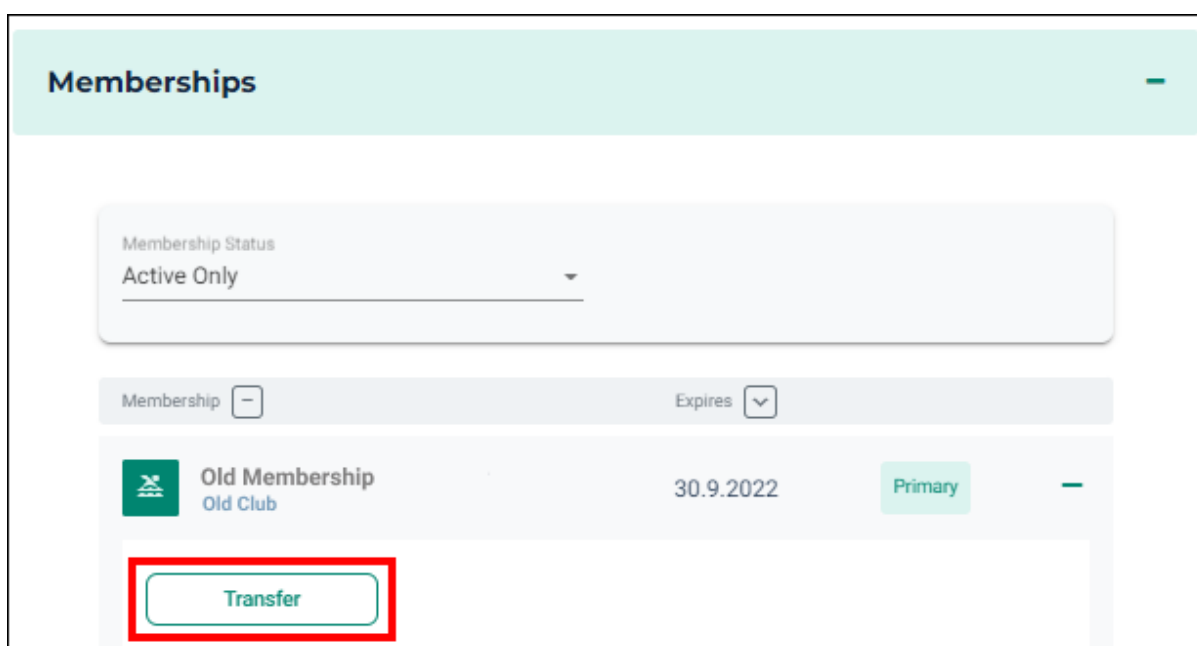
1. The membership is 30 days from expiring, has expired or expires today
2. A refund has been requested for a Membership
3. Membership is a Trial Type or Second Claim

1) Login to Swim Central

2) Proceed to the member's 'Profile' who is transferring clubs and select 'View Profile'

3) From the Memberships accordion select the OLD membership and the membership details will display

4) Select 'Transfer'. If this button is disabled, please contact your state administrator.

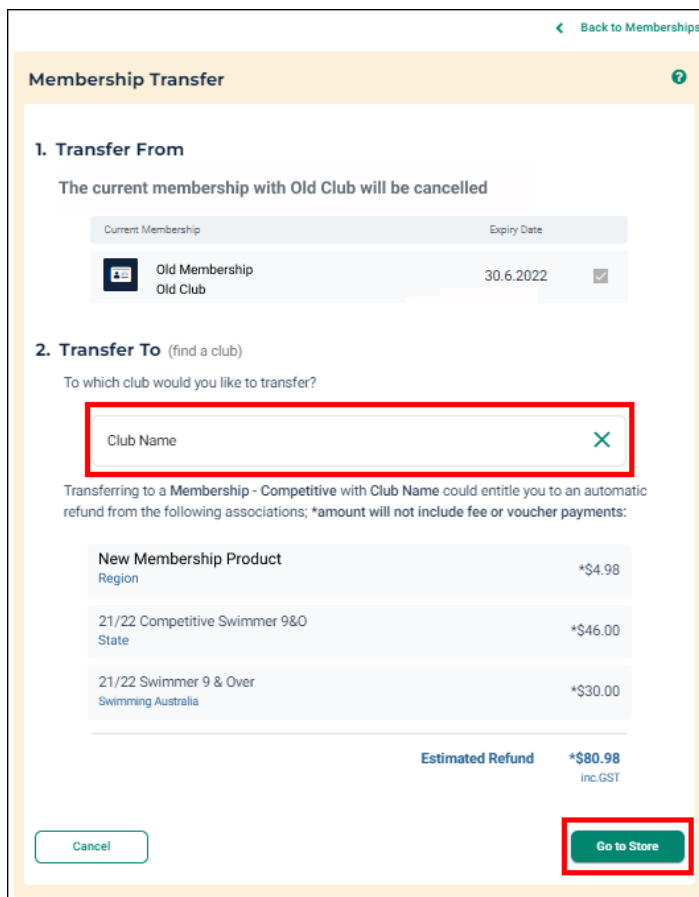


The screenshot shows the 'Memberships' section of the Swim Central interface. At the top, there is a 'Membership Status' dropdown menu set to 'Active Only'. Below this, there is a 'Membership' accordion with a minus sign and an 'Expires' dropdown menu. The first membership card is visible, showing a swimmer icon, the text 'Old Membership' and 'Old Club', the expiration date '30.9.2022', and a 'Primary' status. A red box highlights the 'Transfer' button located below the membership card.

HOW DO I TRANSFER CLUBS

- 4) Search for your NEW club by club/organsiation, postcode or suburb
- 5) Once you have a selected the new club you wish to transfer to, a summary of any reimbursements you **may** be entitled to will display. To be entitled for a refund both memberships must be from the same season.
- 6) To purchase the new membership, select 'Go to Store' at the bottom of the page
- 7) Find the new membership product and select 'Add to Cart for **Member name**'

Please ensure you are transferring and purchasing for the correct person.



Membership Transfer

1. Transfer From

The current membership with Old Club will be cancelled

Current Membership	Expiry Date
Old Membership Old Club	30.6.2022

2. Transfer To (find a club)

To which club would you like to transfer?

Club Name

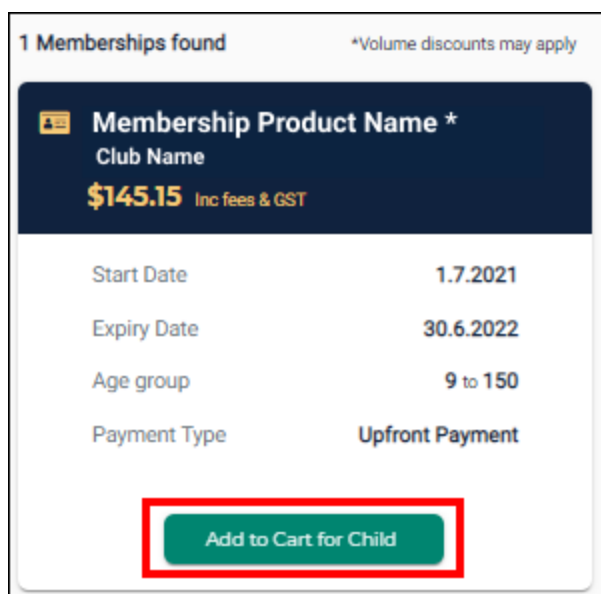
Transferring to a Membership - Competitive with Club Name could entitle you to an automatic refund from the following associations; *amount will not include fee or voucher payments:

New Membership Product	
Region	*\$4.98
21/22 Competitive Swimmer 9&0	*\$46.00
State	
21/22 Swimmer 9 & Over	*\$30.00
Swimming Australia	


Estimated Refund *\$80.98 inc.GST

Cancel Go to Store

HOW DO I TRANSFER CLUBS



8) Select Shopping Cart at the top of the page

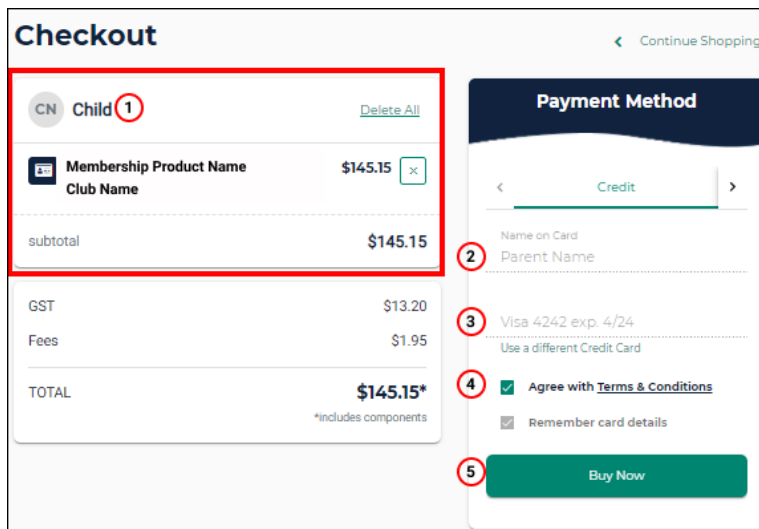


9) At the checkout

1. Verify the contents of your trolley
2. Enter name on card
3. Enter credit card details,
4. Agree with Terms and Conditions
5. Select 'Buy Now'

NB If your membership requires a document upload, please see [here](#) for details.

HOW DO I TRANSFER CLUBS



Checkout < Continue Shopping

CN Child 1	Delete All
Membership Product Name Club Name	\$145.15 <input type="text"/>
subtotal	\$145.15
GST	\$13.20
Fees	\$1.95
TOTAL	\$145.15*
	<small>*includes components</small>

Payment Method

< Credit >

2 Name on Card
Parent Name

3 Visa 4242 exp. 4/24
[Use a different Credit Card](#)

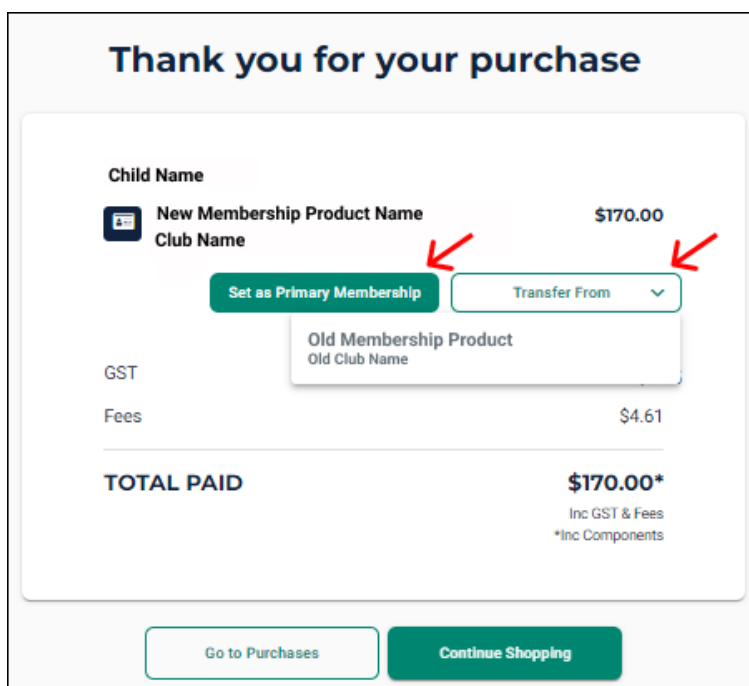
4 Agree with [Terms & Conditions](#)
 Remember card details

5 [Buy Now](#)

10) On the 'Thank you for your purchase' page select 'Set as Primary Membership'. This club will become the preferred club/association for the member when participating in activities.

11) Select 'Transfer From' and the old membership you are transferring from will be listed

12) Select the old membership and you will be returned to the Membership Transfer page



Thank you for your purchase

Child Name

New Membership Product Name Club Name	\$170.00
--	----------

[Set as Primary Membership](#)

Old Membership Product
Old Club Name

GST	
Fees	\$4.61
TOTAL PAID	\$170.00*
	<small>Inc GST & Fees *Inc Components</small>

[Go to Purchases](#)
[Continue Shopping](#)

HOW DO I TRANSFER CLUBS

13) On the Membership Transfer page please confirm

Membership you are transferring from
Membership you are transferring to
Summary of Reimbursement

14) On completing the transfer, the member will be eligible to receive a refund on any components which are common to both membership products (i.e., State fee and National fee components).

To be entitled for a refund both memberships must be from the same season.

15) Select 'Transfer' and a pop-up modal will show. Select 'Transfer'

HOW DO I TRANSFER CLUBS

Membership Transfer ?

1. Transfer From

The current membership with Club Name will be cancelled.

Current Membership	Expiry Date
<div style="display: flex; align-items: center;"> <div> <p>Old Membership Product</p> <p>Old Club Name</p> </div> </div>	<p>30.6.2022</p> <p style="text-align: right;"><input checked="" type="checkbox"/></p>

2. Transfer To (select option)

Components in the 21/22 9 years & older Competitive Swimmer membership which share a common vendor (i.e. common State or Region) with those in your selected membership will be reimbursed.

Compatible Membership	Expiry Date
<div style="display: flex; align-items: center;"> <div> <p>New membership Product</p> <p>New Club Name</p> </div> </div>	<p>30.6.2022</p> <p style="text-align: right;"><input checked="" type="checkbox"/></p>

3. Summary of Reimbursement

On completing this form, you will be automatically approved for a refund, *minus transaction fees & vouchers, for the following components:

21/22 Competitive Swimmer 9&0 Region	*\$4.98
21/22 Competitive Swimmer 9&0 State	*\$46.00
21/22 Swimmer 9 & Over Swimming Australia	*\$30.00

Estimated Refund ***\$80.98**

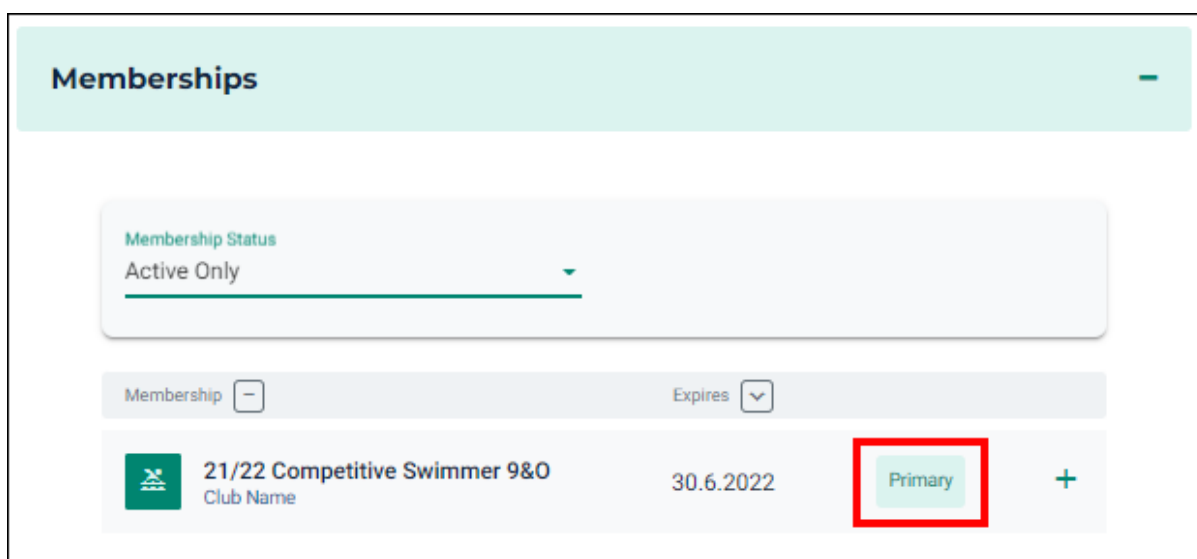
inc.GST

Cancel

Transfer

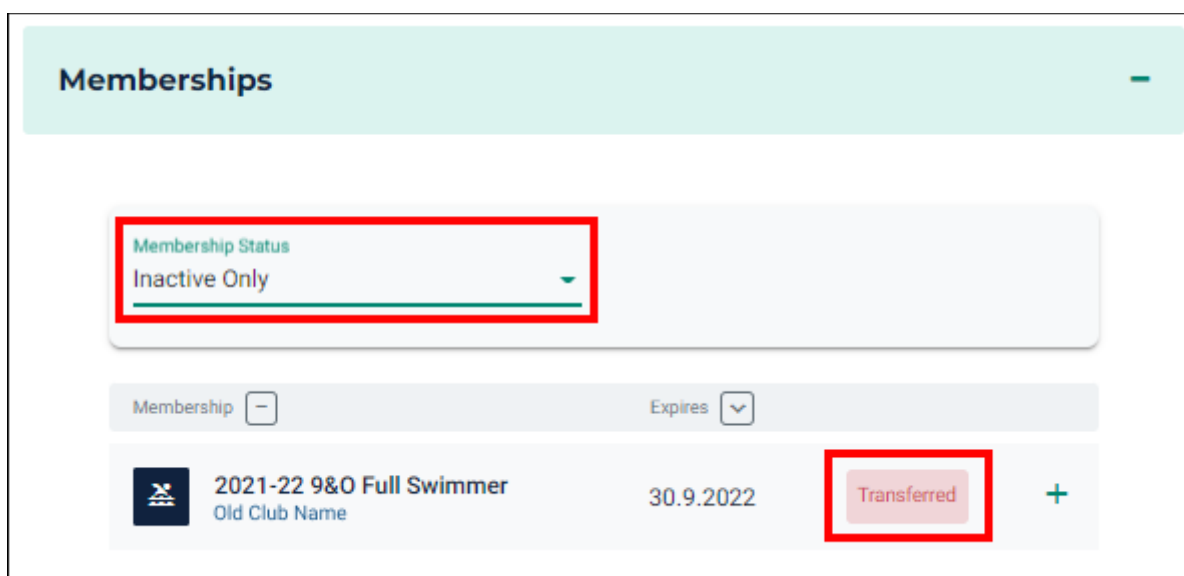
HOW DO I TRANSFER CLUBS

16) The transfer request is automatically approved, and the new membership will display with a 'Primary' tag. Please note that this can take up to 30 minutes to occur.



The screenshot shows the 'Memberships' section of a web interface. At the top, there is a header 'Memberships' with a minus sign. Below it is a dropdown menu for 'Membership Status' set to 'Active Only'. Underneath are filters for 'Membership' (with a minus sign) and 'Expires' (with a dropdown arrow). A table lists a membership: '21/22 Competitive Swimmer 9&0' with 'Club Name' below it, an expiration date of '30.6.2022', and a 'Primary' tag highlighted with a red box. A plus sign is visible to the right of the membership row.

17) The old membership can then be located under the 'Inactive Only' membership status with a 'Transferred' status tag



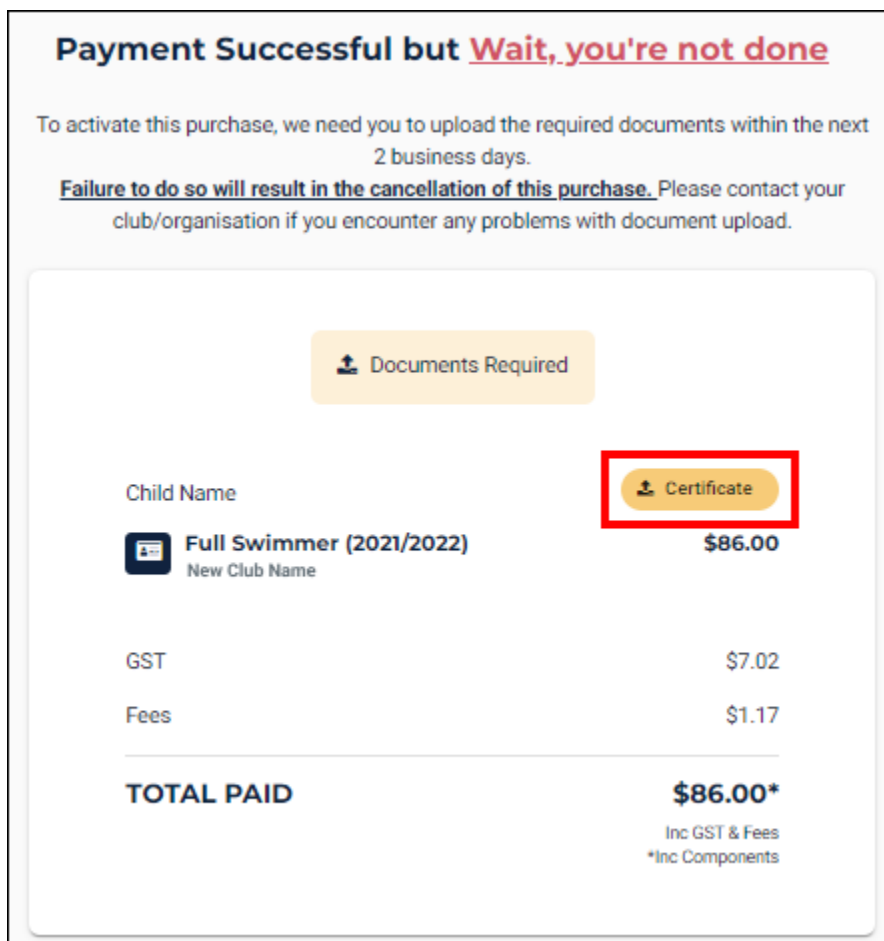
The screenshot shows the 'Memberships' section of a web interface. At the top, there is a header 'Memberships' with a minus sign. Below it is a dropdown menu for 'Membership Status' set to 'Inactive Only', highlighted with a red box. Underneath are filters for 'Membership' (with a minus sign) and 'Expires' (with a dropdown arrow). A table lists a membership: '2021-22 9&0 Full Swimmer' with 'Old Club Name' below it, an expiration date of '30.9.2022', and a 'Transferred' tag highlighted with a red box. A plus sign is visible to the right of the membership row.

HOW DO I TRANSFER CLUBS

Transferring to a New Club Membership with Document Requirement

For those that are transferring to a new membership with a document requirement.

- 1) Complete the steps 1-9 above
- 2) After payment you will see a page that will prompt you to upload your document




Payment Successful but Wait, you're not done

To activate this purchase, we need you to upload the required documents within the next 2 business days.

Failure to do so will result in the cancellation of this purchase. Please contact your club/organisation if you encounter any problems with document upload.

Documents Required

Child Name	Certificate
 Full Swimmer (2021/2022) New Club Name	\$86.00
GST	\$7.02
Fees	\$1.17
TOTAL PAID	\$86.00*

Inc GST & Fees
*Inc Components

3) Once you upload the required document you will be returned to the 'Thank you for your purchase' page

4) The new membership will remain as pending until the new club has approved the document.

HOW DO I TRANSFER CLUBS

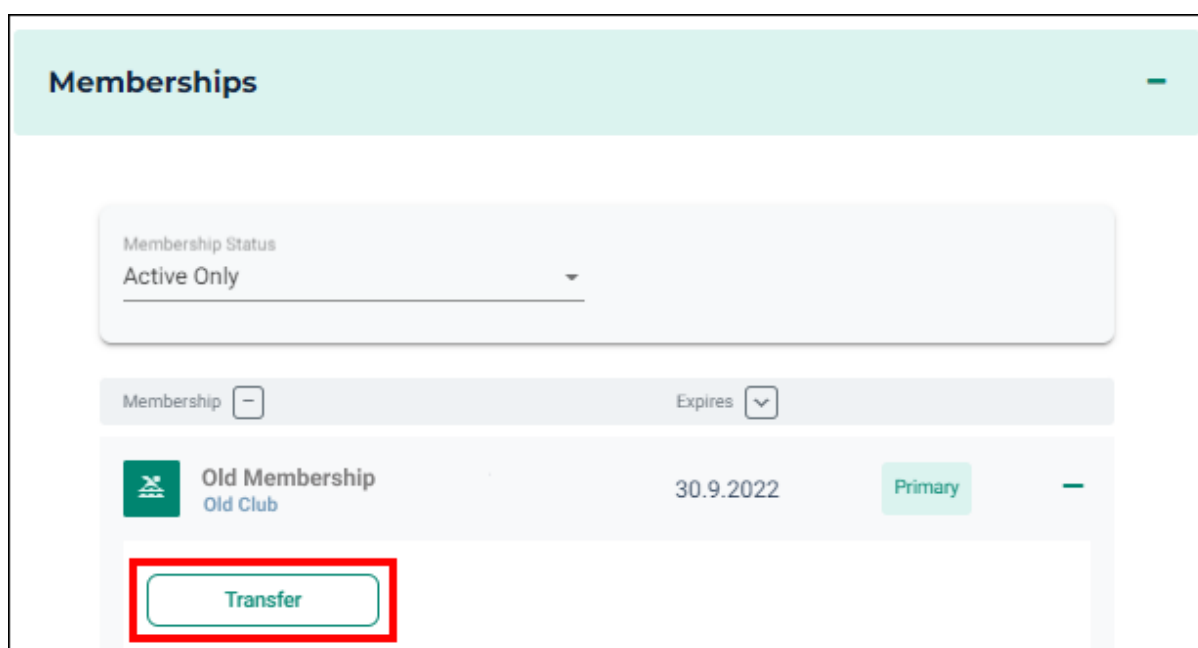
Please follow up with the club/association regarding the document approval as this must be completed within 6 days of purchase

5) **Once the document is approved you can proceed with the club transfer**

6) Proceed to the member's 'Profile' who is transferring clubs and select 'View Profile'

7) From the Memberships accordion select the OLD membership and the membership details will display

8) Select 'Transfer'



9) On the Membership Transfer page confirm the membership you are transferring from

10) Select the checkbox next to the NEW membership product.

6) A Summary of Reimbursements will display. On completing the transfer, the member will be eligible to receive a refund on any components which are common to both membership products (i.e., State fee and National fee components). To be entitled for a refund both memberships must be from the same season.


6) Select 'Transfer' and a pop-up modal will show. Select 'Transfer'

HOW DO I TRANSFER CLUBS

Membership Transfer ?


1. Transfer From

The current membership with Club Name will be cancelled.

Current Membership	Expiry Date	
 21/22 Competitive Swimmer 9&0 Old Club Name	30.6.2022	<input checked="" type="checkbox"/>

2. Transfer To (select option)

Components in the 21/22 Competitive Swimmer 9&0 membership which share a common vendor (i.e. common State or Region) with those in your selected membership will be reimbursed.

Compatible Membership	Expiry Date	
 Full Swimmer (2021/2022) New Club Name	30.9.2022	<input checked="" type="checkbox"/>

3. Summary of Reimbursement

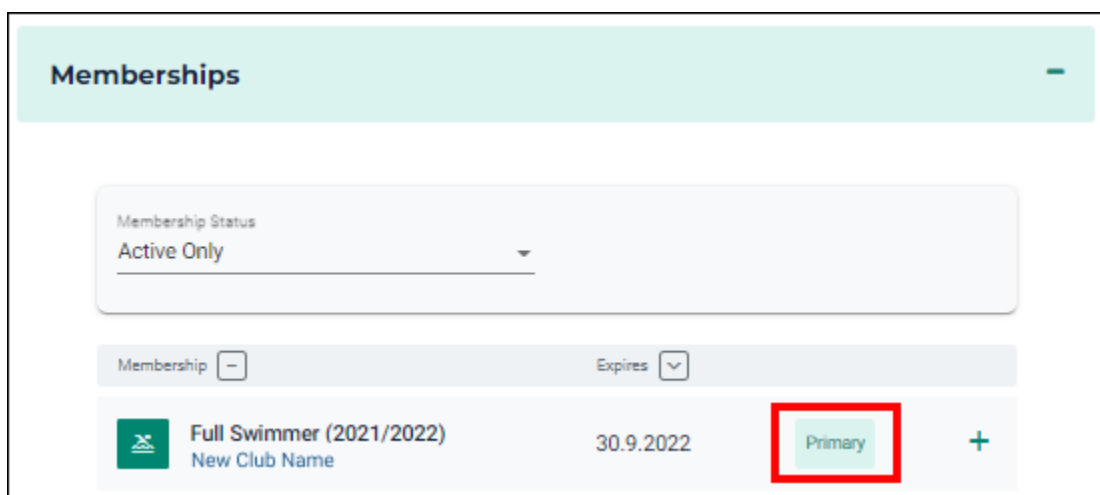
On completing this form, you will be automatically approved for a refund, *minus transaction fees & vouchers, for the following components:

21/22 Swimmer 9 & Over Swimming Australia	*\$30.00
--	----------

Estimated Refund *\$30.00
inc.GST

7) The transfer request is automatically approved, and the new membership will display with a 'Primary' tag. Please note that this can take up to 30 minutes to occur.


HOW DO I TRANSFER CLUBS



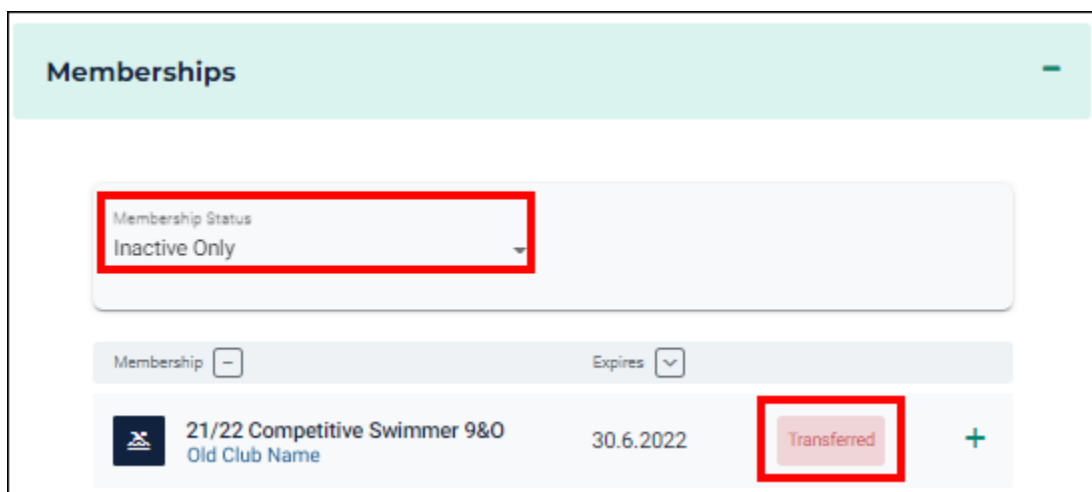
Memberships -

Membership Status
Active Only

Membership - Expires

 Full Swimmer (2021/2022) New Club Name	30.9.2022	Primary	+
---	-----------	---------	---


8) The old membership can then be located under the 'Inactive Only' membership status with a 'Transferred' status tag



Memberships -

Membership Status
Inactive Only

Membership - Expires

 21/22 Competitive Swimmer 9&0 Old Club Name	30.6.2022	Transferred	+
--	-----------	-------------	---